

# SFP+ 10GBASE Passive Loopback Testing Module

SFP-10G-LB-LL



## Application

- Board and System Level Testing
- Test and Measurement
- Switch and Router Chamber Testing ---  
HASS and HALT
- 100Mb/s to 10.5Gbps

## Features

- SFP+ MSA Compliant
- Hot-pluggable MSA Foot Print
- Custom Memory Maps Capability
- Case Temperature range from -20 °C to 85 °C
- Compliant with SONET, SDH, GBE, FC
- Power Consumption Different Option
- Internal Attenuation Different Option

## Description

The SFP+ Loopback modules provide an effective way of testing the SFP+ port in the host system by looping back the electrical signal (optics are excluded). The units provide basic serial ID information that attempts to mimic a shortwave Gigabit Ethernet, 1.25G, 2.125G FC SFP transceiver, 4.25G FC, 8.5G FC and 10Gb/s Ethernet/FC for factory, environment, installation, simulation tests.

## Product Specifications

### I. Recommended Operation Condition

Parameter	Symbol	Min	Typ.	Max	Units	Notes
<b>Storage Temperature</b>	Tstg	-40		85	°C	
<b>Supply Voltage</b>	Vcc			6.00	V	Vcc-ground
<b>Data DC Voltage</b>	Voffset	-10		10	Vpk	V (Tx+, Tx-, Rx+, Rx-) to ground

### II. Module Specifications–Recommended Operating Conditions

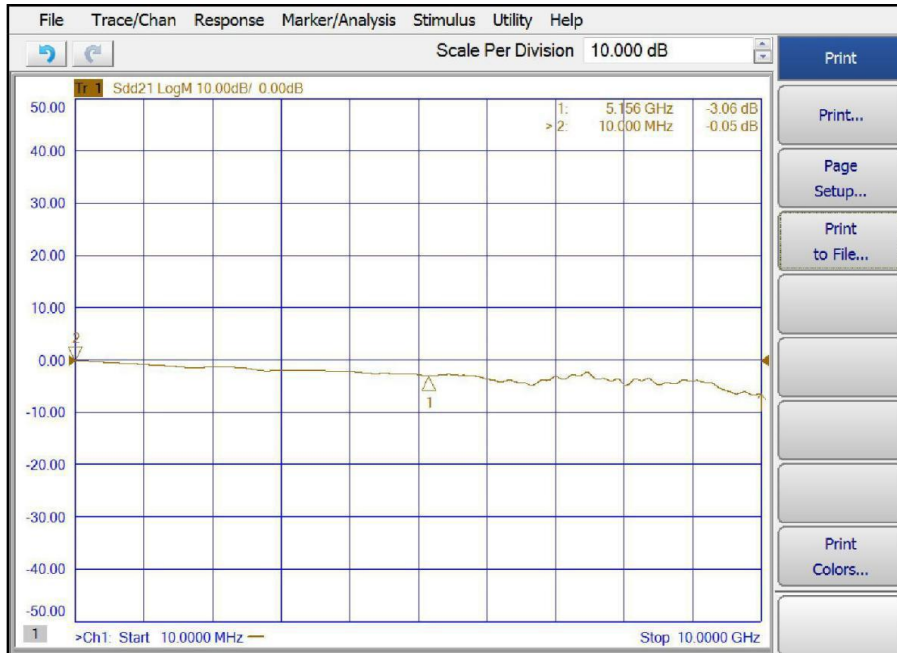
Parameter	Symbol	Min	Typ.	Max	Units	Notes
<b>Ambient Operating Temperature</b>	Ta	-20		85	°C	
<b>Supply Voltage</b>	Vcc	3.15	3.3	3.45	Vdc	
<b>Baud Rate</b>	BRate	0.1		10.5	Gpbs	

### III. Performance Specifications-Electrical

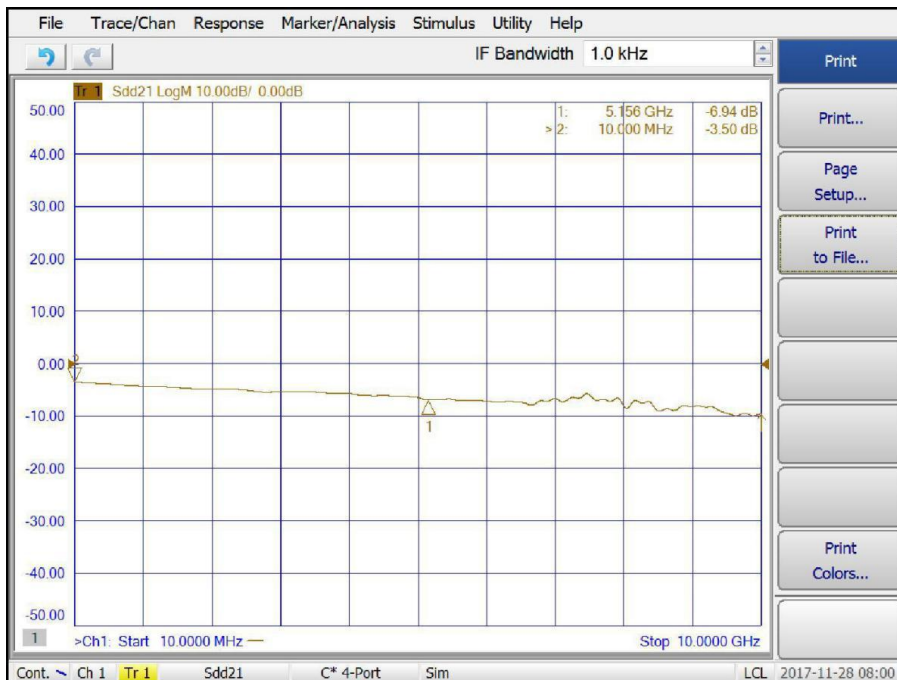
Parameter	Symbol	Min	Typ.	Max	Units	Notes
<b>Bit Error Rate</b>	BER			1E-12		
<b>Supply Current – Serial ID write</b>	IccW		2	30	mA	For Serial ID option only
<b>Supply Current – Serial ID read</b>	IccR		0.4	10	mA	
<b>Surge Current</b>	I <sub>surge</sub>			30	mA	Surge above steady state value

### IV. Data Path

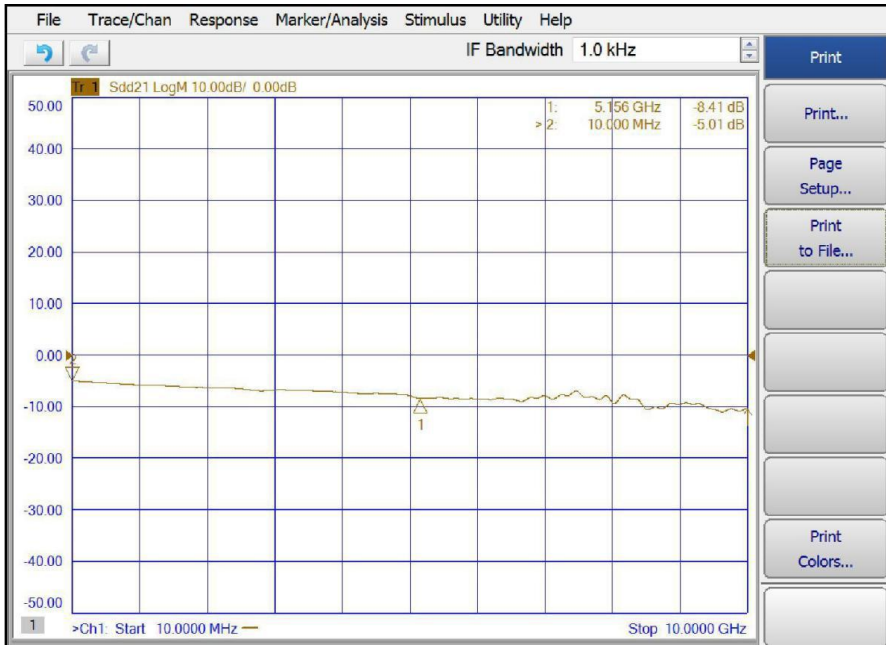
Parameter	Symbol	Min	Typ.	Max	Units	Notes
<b>Impedance</b>			100		ohms	Differential Impedance
<b>Durability Cycles</b>			100		Times	



**SDD21-0dB (Transmit Insertion Loss)**



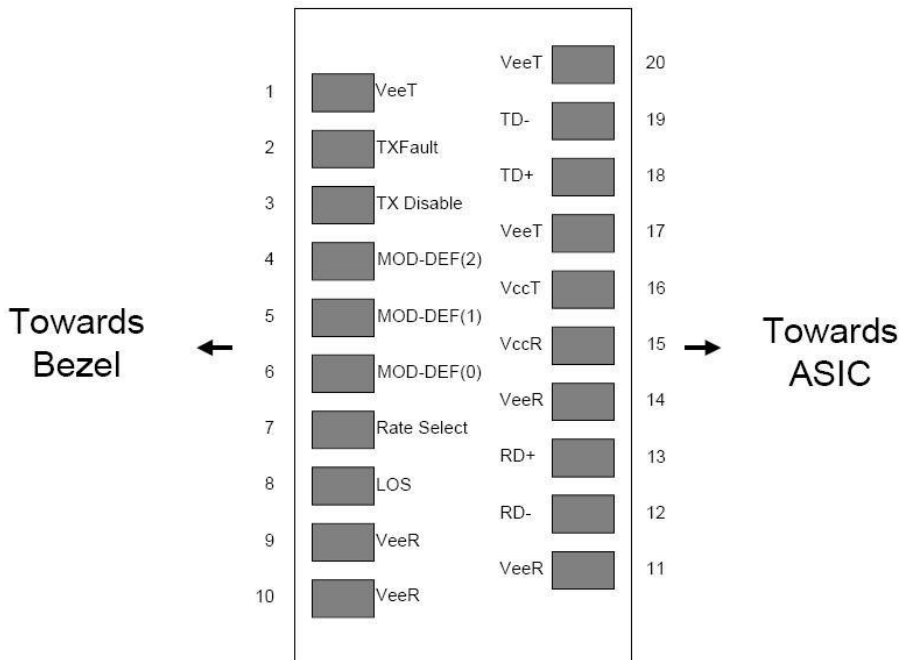
**SDD21-3.5dB (Transmit Insertion Loss)**



**SDD21-5dB (Transmit Insertion Loss)**

## V. Host Board Connector Pinout

**Figure 1: MSA compliant Connector**



**Figure 2: Pin Definitions**

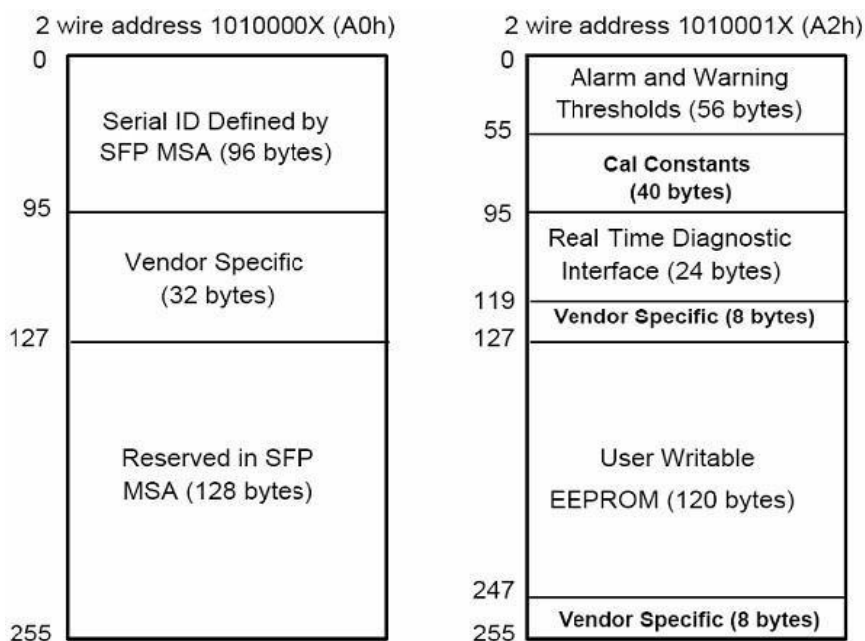
Pin	Logic	Description
1	TGND	Transmit Ground
2	TX_FAULT	Internally tied to Transmit ground. TX_FAULT is not implemented.
3	TX_DISABLE	Internally pulled up to Vcc through a 5.11k ohm resistor. TX_DISABLE is not implemented.
4	MOD_DEF(2)	Signal SDA (Data) of the 2-wire serial ID interface
5	MOD_DEF(1)	Signal SCL (Clock) of the 2-wire serial ID interface
6	MOD_DEF(0)	This pin is internally tied to Transmit ground
7	RATE SELECT	Pin is internally pulled low through a 33.2k resistor. Rate Select is not implemented.
8	LOS	Internally tied to Receiver Ground. LOS is not implemented.
9	RGND	Receiver Ground
10	RGND	Receiver Ground
11	RGND	Receiver Ground
12	RD-	Differential receiver outputs. User to terminate to 100 ohms differential
13	RD+	Differential receiver outputs. User to terminate to 100 ohms differentia
14	RGND	Receiver Ground
15	VCCR	Not Used.
16	VCCT	EEPROM Power
17	TGND	Transmit Ground

18	TD+	Differential transmitter inputs. Internally terminated to 100 ohms differential.
19	TD-	Differential transmitter inputs. Internally terminated to 100 ohms differential.
20	TGND	Transmit Ground

## VI. Memory Map

The EEPROM on the SFP28 passive cable assembly is designed for 256 addresses. The information for addresses 0 to 127 is listed below. This information can be tailored to any customer request. Any address can be altered to display customer specific information and more memory can be added if more addresses are needed. Addresses 128 to 255 can be reserved for customer specific information that is in addition to the SFF 8472 specification.

**Table 1: Memory Map (Specific Data Field Descriptions)**



**Table 2: EEPROM Serial ID Memory Contents (Page00)**

Part Number		10GSFP-LPM-LL			
Device 0xA0					
DATA Address (DEC)	DATA Address (HEX)	Value (HEX)	Name of Field	Description	
0	0	0x03	Identifier	SFP+	
1	1	0x04	Ext. Identifier	Serial ID	
2	2	0x80	Connector	Vendor Specific	
3	3	0x01	Transceiver		
4	4	0x00			
5	5	0x00			
6	6	0x00			
7	7	0x00			
8	8	0x04			SFP+ Passive copper
9	9	0x80			Twin Axial Pair (TW)
10	A	0x00			
11	B	0x06	Encoding	64B/66B	
12	C	0x67	BR, Nominal	1030MBs	
13	D	0x00	Rate Identifier	Unspecified	
14	E	0x00	Length (SMF,km)	Unsupported	
15	F	0x00	Length (SMF)	Unsupported	
16	10	0x00	Length (50um)	Unsupported	

17	11	0x00	Length (62.5um)	Unsupported
18	12	0x00	Length (cable)	Unspecified
19	13	0x00	Length (OM3)	Unsupported
20	14	0x31		
21	15	0x30		
22	16	0x47		
23	17	0x74		
24	18	0x65		
25	19	0x6B		
26	1A	0x20		
27	1B	0x20		
28	1C	0x20		
29	1D	0x20		
30	1E	0x20		
31	1F	0x20		
32	20	0x20		
33	21	0x20		
34	22	0x20		
35	23	0x20		
36	24	0x00	Transceiver	Unspecified



37	25	0x00		
38	26	0x00	Vendor OUI	Unspecified
39	27	0x00		
40	28	0x43		
41	29	0x41		
42	2A	0x42		
43	2B	0x2D		
44	2C	0x53		
45	2D	0x46		
46	2E	0x50		
47	2F	0x2D		
48	30	0x4C		
49	31	0x42		
50	32	0x30		
51	33	0x20		
52	34	0x20		
53	35	0x20		

54	36	0x20		
55	37	0x20		
56	38	0x30		
57	39	0x31		
58	3A	0x20	Vendor Rev	01
59	3B	0x20		
60	3C	0x00	Active Cable Specification Compliance	Unspecified
61	3D	0x00		
62	3E	0x00	Unallocated	
63	3F	0x00	CC_BASE	
64	40	0x00		
65	41	0x00	Options	Unspecified
66	42	0x00	BR, max	Unspecified
67	43	0x00	BR, min	Unspecified
68	44	0x53		
69	45	0x31	Vendor SN	
70	46	0x38		

71	47	0x30
72	48	0x38
73	49	0x30
74	4A	0x31
75	4B	0x30
76	4C	0x30
77	4D	0x30
78	4E	0x31
79	4F	0x20
80	50	0x20
81	51	0x20
82	52	0x20
83	53	0x20
84	54	0x31
85	55	0x38
86	56	0x30
87	57	0x38
88	58	0x30
89	59	0x31
90	5A	0x20
91	5B	0x20

Date Code

180801

92	5C	0x00	Diagnostic Monitoring Type	Unsupported
93	5D	0x00	Enhanced Options	Unspecified
94	5E	0x00	SFF-8472 Compliance	Unspecified
95	5F	0x00	CC_EXT	
96	60	0x00		
97	61	0x00		
98	62	0x00		
99	63	0x00		
100	64	0x00		
101	65	0x00		
102	66	0x00		
103	67	0x00		
104	68	0x00	Vendor Specific	Vendor Specific EEPROM
105	69	0x00		
106	6A	0x00		
107	6B	0x00		
108	6C	0x00		
109	6D	0x00		
110	6E	0x00		
111	6F	0x00		
112	70	0x00		

113	71	0x00		
114	72	0x00		
115	73	0x00		
116	74	0x00		
117	75	0x00		
118	76	0x00		
119	77	0x00		
120	78	0x00		
121	79	0x00	Vendor Specific	Vendor Specific EEPROM
122	7A	0x00		
123	7B	0x00		
124	7C	0x00		
125	7D	0x00		
126	7E	0x00		
127	7F	0x00		
128-255	80-FF	0xFF	Reserved	Reserved for SFF-8079

## VII. Mechanical Dimensions

